

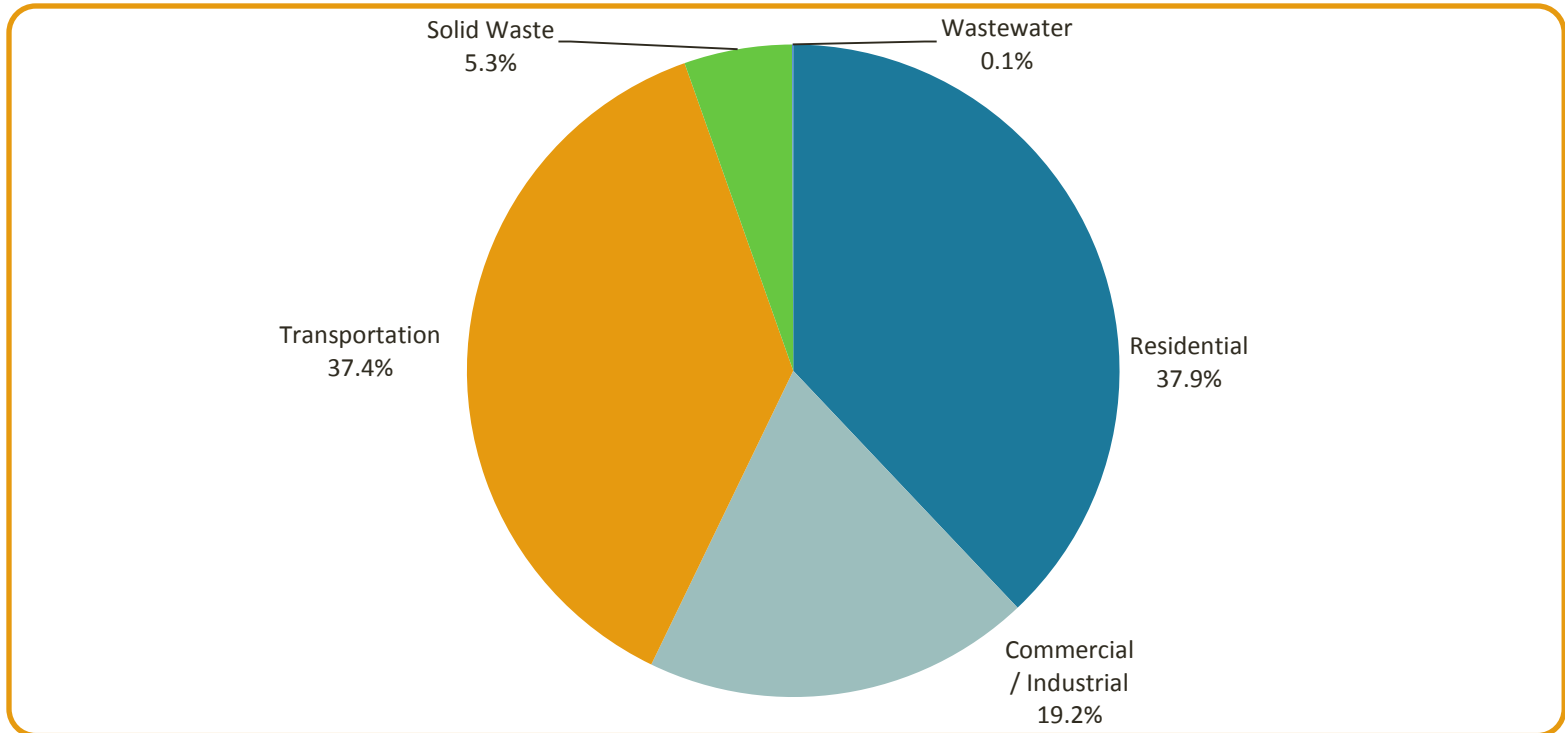
AMBAG Energy Watch Program

City of Pacific Grove City Council Meeting

April 4th, 2018

Elisabeth Bertrand, Director of Special Projects

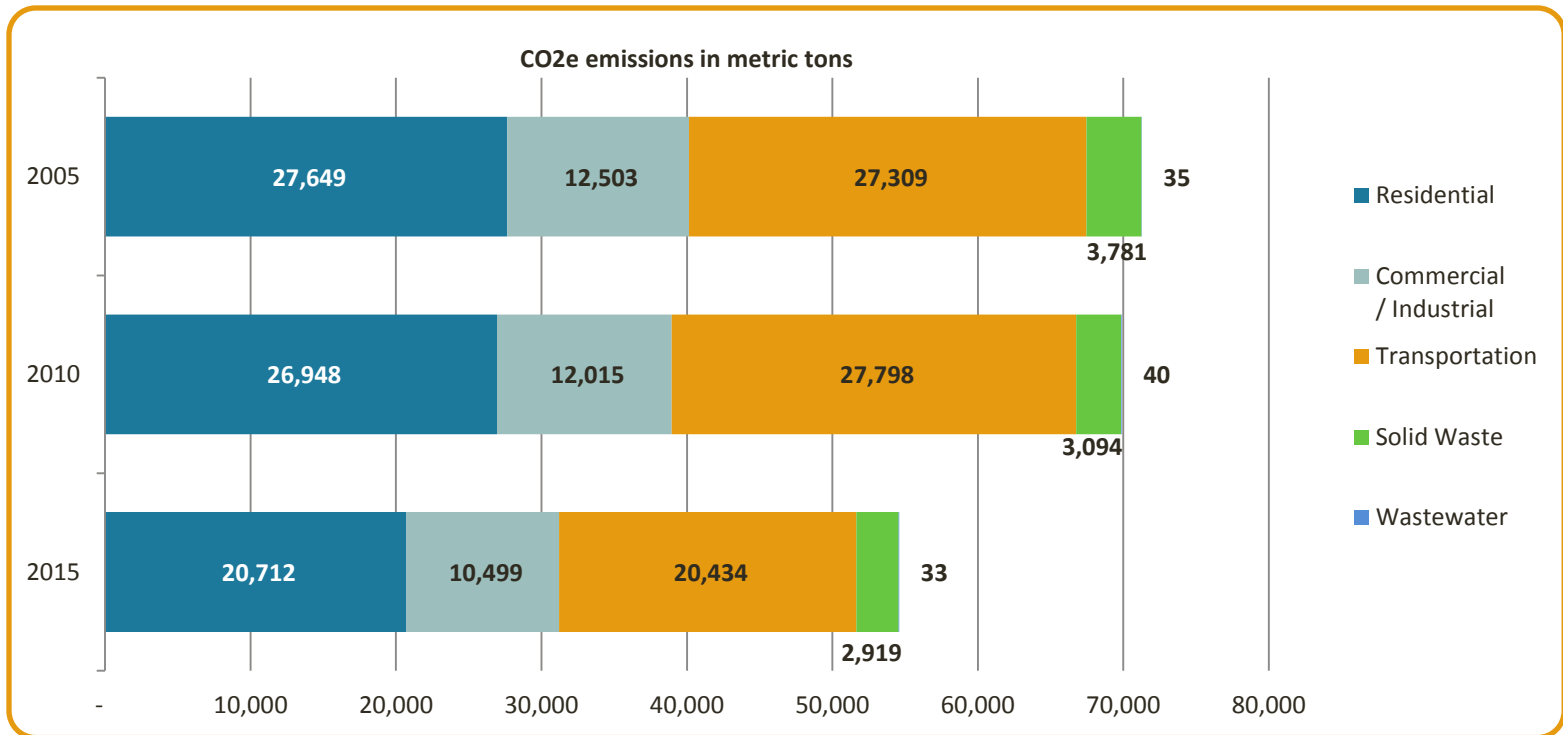
City of Pacific Grove 2015 GHG Emissions by Sector



2015 Community Emissions by Sector	Residential	Commercial / Industrial	Transportation	Solid Waste	Wastewater	Total
CO ₂ e (metric tons)	20,712	10,499	20,434	2,919	33	54,597
% of Total CO ₂ e	37.9%	19.2%	37.4%	5.3%	0.1%	100%

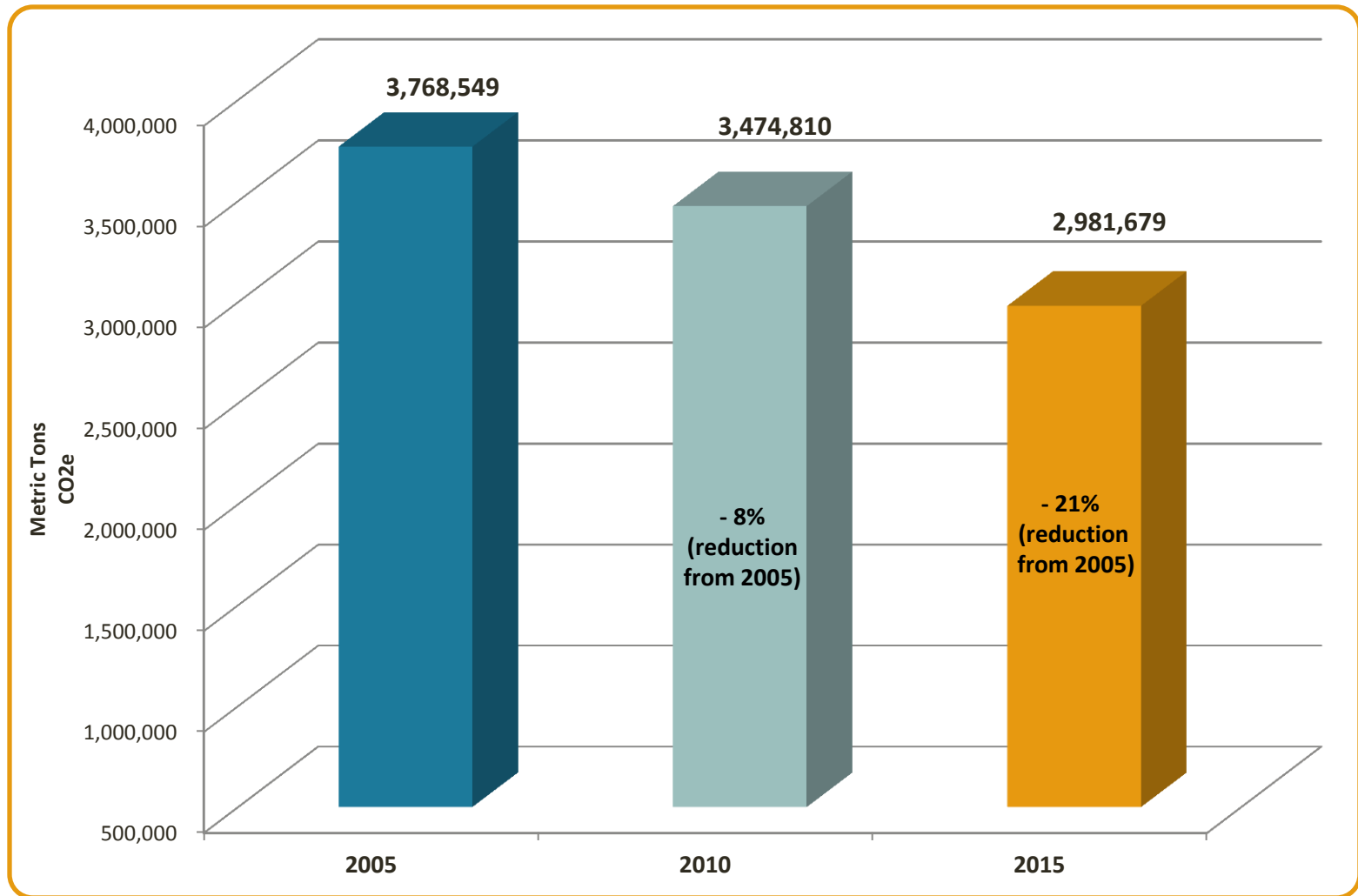
City of Pacific Grove

2005-2015 Greenhouse Gas Inventories



Community CO2e Emissions by Sector	Residential	Commercial / Industrial	Transportation	Solid Waste	Wastewater	Total
2005	27,649	12,503	27,309	3,781	35	71,277
2010	26,948	12,015	27,798	3,094	40	69,895
2015	20,712	10,499	20,434	2,919	33	54,597
% change 2005- 2015	-25%	-16%	-25%	-23%	-5%	-23%

AMBAG Region 2005-2015 GHG Inventories



The Beacon Program

Get recognized for what you are already doing!

The Beacon Program honors local governments' voluntary efforts to reduce greenhouse gas emissions, save energy and adopt sustainability best practices.

SILVER LEVEL	GOLD LEVEL	PLATINUM LEVEL
5% Reduction	10% Reduction	20% Reduction

City of Pacific Grove – AMBAG Energy Watch

Energy Efficiency Support

Past Project Summary						
Location	Project Description	Funding Source	Install Date	Energy Savings (kWh)	Energy Savings (\$)	Rebate Amount (\$)
Pacific Grove	Induction LS2 Decorative Street Lights	EECBG	2011	13,349	\$ 1,735	\$ 667
Pacific Grove	LED Traffic Signals & Pedestrian Lighting	EECBG	2011	11,644	\$ 1,514	\$ 582
Pacific Grove	Downtown Decorative Sidewalk Induction Lamps (60)	EECBG	2011	21,000	\$ 2,730	\$ 1,500
Pacific Grove	Induction Parking Lot Lighting (25)	EECBG	2011	6,500	\$ 845	\$ -
Pacific Grove	Corporate Yard	EECBG	2014	38,946	\$ 5,063	\$ 7,420
Pacific Grove	Lighthouse Ave Decorative Street Lights	EECBG	2014	2,214	\$ 288	\$ 1,107
Pacific Grove	Downtown Twin Pole Decorative Street Lights	EECBG	2014	14,760	\$ 1,919	\$ 7,380
Pacific Grove	Police Parking LEDs	EECBG	2014	2,152	\$ 280	\$ 1,076
Pacific Grove	Central Ave Cobra Heads	EECBG	2014	4,592	\$ 597	\$ 2,296
Pacific Grove	Jewell Park & Forest Ave Decorative Street Lights	EECBG	2014	984	\$ 128	\$ 492
Pacific Grove	Parking Lot Lighting	EECBG	2014	2,952	\$ 384	\$ 1,476
Totals=				119,093	\$ 15,482	\$ 23,997

Current Projects in Development						
Site	Address	Installation Cost	Loan Amount	Annual kWh Savings	Annual Savings	Rebate
Civic Center/ Police Dept/ Fire Station/ Youth center	580 Pine Ave	\$ 94,947	\$ 75,167	81,277	\$ 16,875	\$ 19,780
Library	550 Central Ave	\$ 22,450	\$ 19,802	10,654	\$ 3,119	\$ 2,649
Corporation Yard	2100 Sunset Dr	\$ 15,087	\$ 10,723	20,919	\$ 2,794	\$ 4,365
Golf - Restaurant	77 Asilomar Boulevard #B	\$ 8,768	\$ 6,407	10,463	\$ 3,185	\$ 2,361
Community Center	515 Junipero Ave	\$ 17,642	\$ 15,893	9,006	\$ 3,061	\$ 1,749
Chautauqua Hall	162 16th st	\$ 796	\$ 464	1,317	\$ 366	\$ 332
Total Scope =		\$ 159,690	\$ 128,455	133,636	\$ 29,400	\$ 31,236

Questions ?

Elisabeth Bertrand, ebertrand@ambag.org, (831) 264-5094